






**PIASTRE PIENE / FULL PLATES**

<b>SG-T000800</b> 	<b>SG-T000802</b> 	<b>SG-T000803</b> 	<b>SG-T000804</b> 
<b>SG-T000801</b> 			

**ELENCO PIASTRE PIENE  
CODE LIST FULL SLAB**

<b>CODICE CODE</b>	<b>DESCRIZIONE DESCRIPTION</b>	<b>PESO WEIGHT m / l</b>
<b>SG-T000800</b>	Piastra piena / Full Slab 8 mm L=350	7,1
<b>SG-T000801</b>	Piastra piena / Full Slab 10 mm L=350	7,1
<b>SG-T000802</b>	Piastra piena / Full Slab 10 mm L=500	12,3
<b>SG-T000803</b>	Piastra piena / Full Slab 15 mm L=500	18,1
<b>SG-T000804</b>	Piastra piena / Full Slab 20 mm L=500	20,4